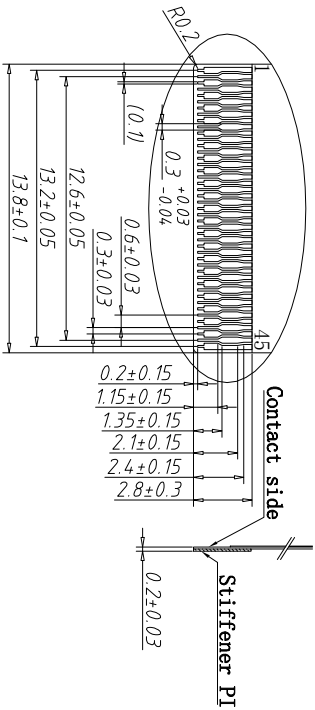
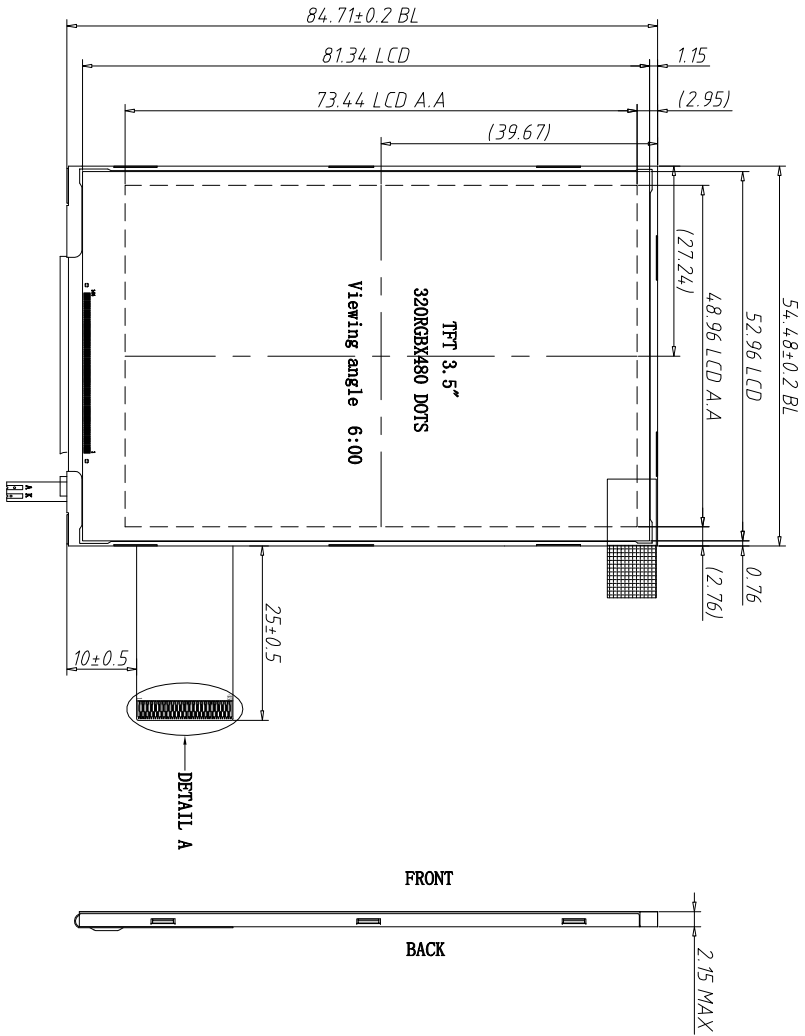


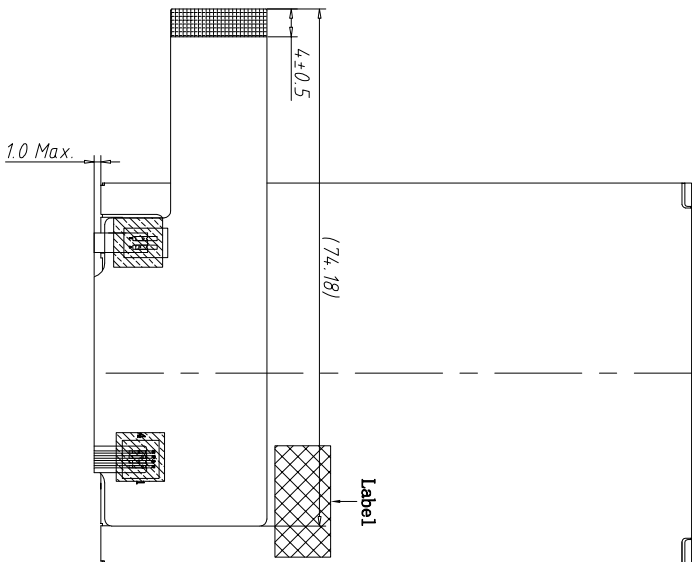
PIN DEFINITION:

1	GND
2	LED A
3	LED K
4	GND
5	VCC
6	IOVCC
7	GND
8	RESET
9	YSYNC
10	HSYNC
11	DOTCLK
12	ENABLE
13	GND
14	DB17
15	DB16
16	DB15
17	DB14
18	DB13
19	DB12
20	DB11
21	DB10
22	DB9
23	DB8
24	DB7
25	DB6
26	DB5
27	DB4
28	DB3
29	DB2
30	DB1
31	DB0
32	GND
33	DTN/SDA
34	SCL
35	CSX
36	GND
37	NC(XE)
38	NC(YD)
39	NC(XL)
40	NC(YU)
41	NC
42	GND
43	GND
44	GND
45	NC



NOTES:

1. DISPLAY TYPE: 3.5 TFT, TRANSMISSIVE
2. VIEWING DIRECTION : U/L/D/R 55/65/65/65
3. Driver IC : IL19488
4. Top : -20° C ~ 70° C, Tst : -30° C ~ 80° C
5. GENERAL TOLERANCE: ±0.2
6. RoHS Compliant



LED CIRCUIT DIAGRAM:



DLC Display Co., Limited

www.dlcdisplay.com

DRAWN BY:		TITLE: DLC0347DZG		SCALE:	
CHECKED BY:		DWG NO.:		UNIT: mm	
APPROVED BY:		DWG NAME:		SHEET NO. OF	
CONFIRMED BY:					